
2026.01.4

WinTid

What's New in Version 2026.01.4

The CGI logo is displayed in a bold, red, sans-serif font.

Release Date: 27 January 2026

PUBLIC

Table of contents

1. WHAT'S NEW IN WINTID VERSION 2025.11.1	3
1.1 WINTIDINTEGRATIONSERVER FUNCTIONS IMPLEMENTED IN WINTID API.....	3
2. WHAT'S NEW IN WINTID VERSION 2025.11.2	4
2.1 DISPLAY OF ABSENCE IN CHANGE CALCULATION SCHEMES AND WORK SCHEDULE OVERVIEW (STAFFING).....	4
2.1.1 <i>Change Calculation Scheme</i>	4
2.1.2 <i>Work Schedule Overview</i>	4
3. WHAT'S NEW IN WINTID VERSION 2025.12.1	5
3.1 AUDIT LOG (ASSIGNED EMPLOYEES ONLY).....	5
4. WHAT'S NEW IN WINTID VERSION 2025.12.2	6
4.1 NEW EMPLOYEE SELECTOR IN REPORTS	6
4.2 WINTID DASHBOARD: MILESTONES.....	6
5. WHAT'S NEW IN WINTID VERSION 2026.01.2	8
5.1 MARK NOTIFICATIONS FOR APPROVED/DECLINED ABSENCES AS READ	8
5.2 WINTID API: BULK IMPORT OF PFIELDS	8
6. WHAT'S NEW IN WINTID VERSION 2026.01.3	9
6.1 CHANGES IN ABSENCE IMPORT	9
7. WHAT'S NEW IN WINTID VERSION 2026.01.4	10
7.1 WINTID STAFFING: MAKE STAFFING SUMMARIES AVAILABLE TO OTHERS.....	10

1. What's New in WinTid version 2025.11.1

WinTid version 2025.11.1 was released on November 4th, 2025.

1.1 WinTidIntegrationServer Functions Implemented in WinTid API

The following functions from WinTidIntegrationServer have been implemented in the WinTid API:

- GetEmployeeInfoAll
- GetHistoricalAbsence
- GetScheduledAbsence
- GetSchemaInfo
- GetSchemaTime

WinTidIntegrationServer will be phased out over time, and all integrations must therefore migrate to the WinTid API. If you are using functionality in WinTidIntegrationServer that has not yet been made available in the WinTid API, please contact support@wintid.no.

2. What's New in WinTid version 2025.11.2

WinTid version 2025.11.2 was released on November 11th, 2025.

2.1 Display of Absence in Change Calculation Schemes and Work Schedule Overview (Staffing)

Absence is now displayed with the absence name in Change Calculation Schemes and Work Schedule Overview under Staffing.

- For planned partial-day absences, the start and end time are shown.
- For absences registered under Sick Leave and Statutory Leave, the absence percentage is displayed when it is less than 100%.
- If more than one absence exists on the same day, the text “Multiple absences” is shown. Hovering over the day displays additional details.

2.1.1 Change Calculation Scheme

The screenshot shows the 'Bytt beregningskjemaer' (Change Calculation Schemes) interface. It displays a grid for the week of November 10-16, 2025. The rows list employees: Gundersen Anders - 236, Hagen Noah - 216, Halvorsen Rebekka - 226, Haugen Jakob - 215, and Larsen Sere - 203. The columns represent days from Monday (Ma 10) to Saturday (Sa 16). Absences are color-coded: yellow for planned partial-day absences (e.g., 'Planlagt ferie (10:00 - 12:00)'), green for Sick Leave (e.g., 'Syk fravær'), and red for Statutory Leave (e.g., 'Statutt sykemeldt (20%)').

2.1.2 Work Schedule Overview

The screenshot shows the 'Arbeidsplan oversikt' (Work Schedule Overview) interface. It displays a grid for the week of November 10-16, 2025. The rows list employees: Hansen Emma - 200, Jensen Amalie - 208, and Johannessen Åsnel - 217. The columns represent days from Monday (Ma 10) to Saturday (Sa 16). The grid shows work schedules with various absence types and percentages, such as 'Statutt sykemeldt (20%)' and 'Uke 2 - Hølg - Test og Release'.

3. What's New in WinTid version 2025.12.1

WinTid version 2025.12.1 was released on December 2nd, 2025.

3.1 Audit Log (Assigned Employees Only)

Program Function: Follow-up – Audit Log (Assigned Employees Only)

A new variant of the Audit Log has been added in WinTid, showing only changes related to employees and positions assigned to the user.

To grant access to this variant, assign Follow-up – Audit Log (Assigned Employees Only) in System Settings – Program Functions. If a program function contains both Follow-up – Audit Log and Follow-up – Audit Log (Assigned Employees Only), the user will be able to see all employees, regardless of assignment.

When this variant is assigned, the following message is displayed above the log: “You only see changes for employees/positions assigned to you.”

The event types available in Audit Log (Assigned Employees Only) are limited compared to the standard Audit Log. The following event types are included:

- Employee changed
- Employee skill assignment
- Employee created
- Employee deleted
- Child changed
- Calendar assignment
- Wage group assignment
- Shift plan assignment changed
- Shift plan assignment removed
- Shift plan assignment created
- Position changed
- Position created
- Position deleted
- Position data moved
- Position data deleted
- Sick leave changed
- Sick leave created
- Sick leave deleted

4. What's New in WinTid version 2025.12.2

WinTid version 2025.12.2 was released on December 16th, 2025.

4.1 New Employee Selector in Reports

The report pages have been migrated to Vue. As part of this work, a new employee selector has been implemented, similar to the one used in Mass registration of absences and Calculation. Employees/positions are first grouped into “Employees” and “Employees resigned”. Within these groups, employees are sorted by Department or Company, depending on the selection in the “Group by” dropdown. Department is the default selection the first time a report is opened.

Select report view

Employee Department Firm Wage group Groups

Employee selection ↻

Group by Department

Employee name, Emp. no. 🔍

Employees

Test og Release (21)

- Eriksen Oskar - 213
- Hagen Noah - 216
- Hansen Emma - 200
- Jacobsen Elias - 219
- Jensen Amalie - 208
- Johannessen Aksel - 217
- Johnsen Filip - 211
- Karlsen Lukas - 210
- Karlsen Maja - 209
- Kristiansen Ella - 207
- Nilsen Sofie - 206
- Olsen Olivia - 202
- Pettersen Oliver - 212

Vikarer (83)

- Agdestein Petter - 234
- Agnor Erling - 232
- Andreasen Oddmund - 230
- Elden Marte - 228

Show read-only employees

Select an employee/position to include it in the report. To select an entire department or company, check the box next to the department/company. To select all employees, check “Employees” and/or “Employees resigned”. You may then freely deselect individual positions that should not be included.

In the search field, you can search for employees and/or employee numbers. If you also want to search by Department/Company (depending on the active grouping), click the magnifying glass icon to the right of the search field. This will display three separate search fields: one for name, one for employee number, and one for department or company (number or name).

4.2 WinTid Dashboard: Milestones

A new widget has been created that can display four types of milestones: birthdays, seniority milestones (employees who have been employed for 1, 5, 10, etc. years), employees starting, and

employees leaving. Milestones that fall on the current date are highlighted in yellow.

Milestones ↻				
Filter results				
Name	Department	Milestone type	Date ↓	Description
Alma Ringstad	Vikarer	Birthday	15/12/2025	19 years old
Amalie Jensen	Test og Release	Seniority date	15/12/2025	Employed for 5 years
Amalie Jensen	Test og Release	Birthday	17/12/2025	26 years old
Noah Hagen	Test og Release	Seniority date	18/12/2025	Employed for 10 years
Emma Hansen	Test og Release	Seniority date	18/12/2025	Employed for 5 years
Inger Stai	Vikarer	Last working date	19/12/2025	Employed since 01/09/2018
Therese Svenningsen	Vikarer	Last working date	31/12/2025	Employed since 01/01/2010
Arne Haraldsen	Vikarer	New hire	05/01/2026	Will join on 05/01/2026

You can specify how many days ahead the widget should retrieve data for, up to 90 days. In the “Select milestone type” dropdown, you choose which types of milestones should be displayed.

↻
⚙
🗑

Navn
 Milepæler

Beskrivelse

Oppdater infopanelet automatisk
 Oppdateringsintervall i minutter

Vis manuell oppdateringsknapp

Tabellinnstillinger
 Standard sortering etter ↓

Vis filter

Velg milepætype

Periode (i dager)

Avbryt
Lagre

5. What's New in WinTid Version 2026.01.2

WinTid version 2026.01.2 was released on January 13th, 2026.

5.1 Mark Notifications for Approved/Declined Absences as Read

Notifications informing employees that an absence has been approved, declined, or had its approval removed will now automatically disappear when the employee clicks on them.



5.2 WinTid API: Bulk Import of Pfields

A new endpoint has been added to the WinTid API: /pfield/bulk

This endpoint makes it possible to import multiple p-fields in a single operation. For more information, please refer to the integration documentation.

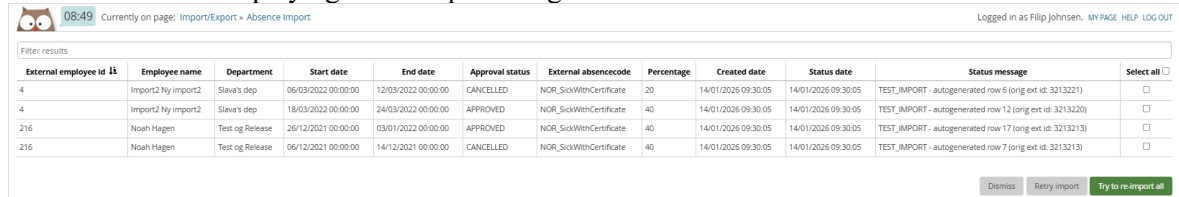
6. What's New in WinTid Version 2026.01.3

WinTid version 2026.01.3 was released on January 20th, 2026.

6.1 Changes in Absence Import

Two changes have been made to the Absence Import page:

1. It is now possible to select multiple rows by checking them, as well as to select all rows using the checkbox in the column header
2. A new column displaying absence percentage has been added



08:49 Currently on page: Import/Export » Absence Import Logged in as Filip Johnsen. MY PAGE HELP LOG OUT

Filter results

External employee id	Employee name	Department	Start date	End date	Approval status	External absencecode	Percentage	Created date	Status date	Status message	Select all
4	Import2 Ny import2	Slava's dep	06/03/2022 00:00:00	12/03/2022 00:00:00	CANCELLED	NOR_SigWithCertificate	20	14/01/2026 09:30:05	14/01/2026 09:30:05	TEST_IMPORT - autogenerated row 6 (orig ext id: 3213221)	<input type="checkbox"/>
4	Import2 Ny import2	Slava's dep	18/03/2022 00:00:00	24/03/2022 00:00:00	APPROVED	NOR_SigWithCertificate	40	14/01/2026 09:30:05	14/01/2026 09:30:05	TEST_IMPORT - autogenerated row 12 (orig ext id: 3213220)	<input type="checkbox"/>
216	Noah Hagen	Test og Release	26/12/2021 00:00:00	03/01/2022 00:00:00	APPROVED	NOR_SigWithCertificate	40	14/01/2026 09:30:05	14/01/2026 09:30:05	TEST_IMPORT - autogenerated row 17 (orig ext id: 3213213)	<input type="checkbox"/>
216	Noah Hagen	Test og Release	06/12/2021 00:00:00	14/12/2021 00:00:00	CANCELLED	NOR_SigWithCertificate	40	14/01/2026 09:30:05	14/01/2026 09:30:05	TEST_IMPORT - autogenerated row 7 (orig ext id: 3213213)	<input type="checkbox"/>

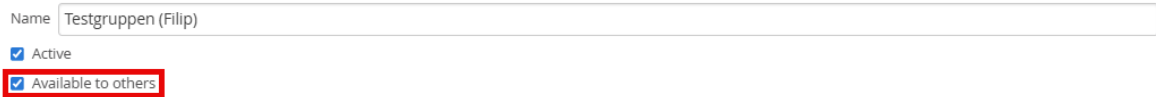
Dismiss Retry import Try to re-import all

7. What's New in WinTid Version 2026.01.4

WinTid version 2026.01.4 was released on January 27th, 2026.

7.1 WinTid Staffing: Make Staffing Summaries Available to Others

Staffing summaries can now be made available to other users with read-only access. Select Staffing Summaries in Work Schedule Overview or Work Schedule Templates, and mark the desired summaries as Available to Others.

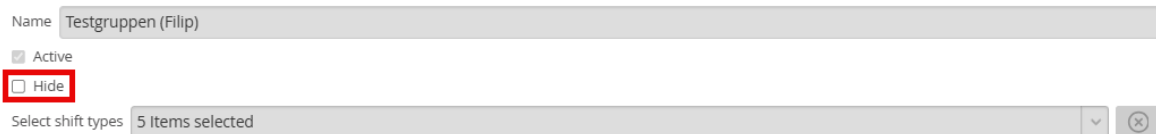


Name Testgruppen (Flip)

Active

Available to others

The staffing summary will then be visible to all users in the selected location. However, only the user who created the staffing summary can make changes to it. To hide a shared staffing summary, select Staffing Summaries, choose the relevant summary, click Hide, and save.



Name Testgruppen (Flip)

Active

Hide

Select shift types 5 Items selected

Please note that when working in Work Schedule Templates, the template must also be saved for the change to be retained the next time it is used.